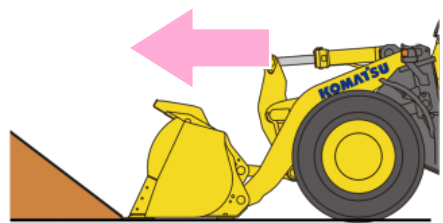


# TIP OF THE WEEK

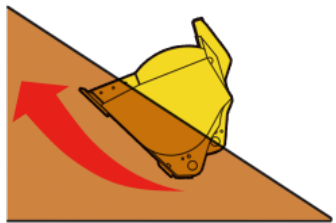
**MODEL** ..... **WA480-8, WA500-8, WA600-8**  
**FEATURE** ..... **AUTOMATIC DIGGING SYSTEM**  
**STD / OPT** ..... **STANDARD**  
**SUGGESTED SETTING** ..... **OFF**



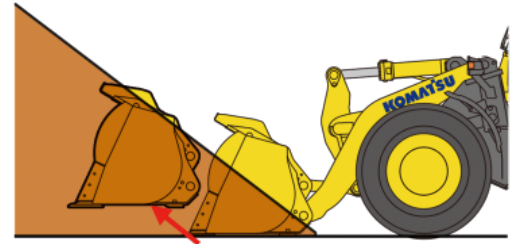
Automatic Digging switch and monitor icon



Automatic kick-down



Automatic tilt



Automatic lift

Each digging motion initiates at the optimum time by monitoring work equipment pressures.

The automatic digging system curls the bucket and raises the boom as the machine travels into the pile. This can reduce operator fatigue by requiring less input from the operator when digging.

Auto-dig also helps produce consistent bucket fill factors for predictable, repeatable operations.

**Automatic digging may help reduce operator fatigue during repetitive loading operations. Discuss with the operator the type of digging that will be done to determine if auto-dig should be turned ON or not.**

This feature works best when digging in a uniform material, such as a stock-pile. When working with blasted material, or bank material, many operators will choose to leave it off.

For additional information, please consult the Product Bulletin, Operator's Manual or Shop Manual. Photos may include optional equipment.

